

EV SERIES

ELECTRIC VEHICLE BATTERIES

VRLA AGM BATTERY

FASTER FULL RECHARGING. MAXIMUM CYCLE LIFE.

EV (Electric Vehicle) series is specially designed for frequent discharge in deep cycle applications. EV batteries offer reliable performance in high load situations and have a high cycle durability due to the specially designed active material, strong grids and thick plate construction.



FEATURES

- ABSORBENT GLASS MAT TECHNOLOGY
- PATENT FORMULA OF ACTIVE MATERIAL
- STABLE AND DURABLE PERFORMANCE
- LONG SERVICE LIFE – 50% MORE CYCLES THAN VRLA AGM
- FASTER FULL RECHARGING – QUICK USE OF APPLICATION
- COMPLETELY SEALED AND 100% MAINTENANCE FREE
- VERY LOW SELF-DISCHARGE
- SUITABLE FOR (DEEP) CYCLE APPLICATIONS

power on command



ELECTRIC VEHICLE APPLICATIONS

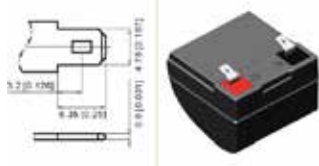
The addition of carbon ensures faster full recharging of the battery and longer battery life. This stable and durable battery is completely sealed and maintenance free. The ideal choice for electric vehicles: golf carts and utility vehicles, medical & healthcare (electric wheelchairs and mobility scooters), floor cleaning machines (sweepers and scrubbers), aerial work platforms, scissor lifts, forklifts, marine and recreational vehicles (motorhomes, caravans and boats).



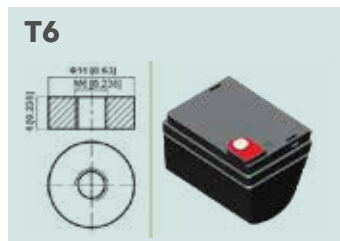
MODELS AND SPECIFICATIONS

Model	Article number	Voltage (V)	Capacity (Ah)	Length (mm)	Width (mm)	Height (mm)	Total height (mm)	Layout	Terminal
EV12-7.2	VRLA EV120072 T1	12	7.2	151	65	94	99	+ -	T1
EV12-8	VRLA EV12008 T1	12	8	151	65	94	99	+ -	T2
EV12-12	VRLA EV12012 T1	12	12	151	98	95	101	+ -	T1
EV12-22	VRLA EV12022 T12	12	22	181	77	167	167	- +	T12
EV12-26	VRLA EV12026 T12	12	26	166	178	125	125	- +	T12
EV12-33	VRLA EV12033 T6	12	33	195	130	155	168	+ -	T6
EV12-50	VRLA EV12050 T6	12	50	198	166	169	169	- +	T6
EV12-60	VRLA EV12060 T6	12	60	260	169	180	185	+ -	T6
EV12-75	VRLA EV12075 T6	12	75	260	169	211	216	+ -	T6
EV12-100S	VRLA EV12100S T11	12	100	306	169	210	215	+ -	T11
EV12-110	VRLA EV12110 T11	12	110	328	172	215	220	+ -	T11
EV12-150	VRLA EV12150 T11	12	150	483	170	241	241	+ -	T11
EV12-180	VRLA EV12180 T11	12	180	532	207	214	219	- +	T11
EV12-180S	VRLA EV12180S T11	12	180	483	170	241	241	+ -	T11
EV12-240	VRLA EV12240 T11	12	240	522	240	219	224	+ -	T11

T1



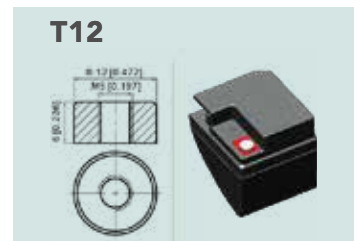
T6



T11



T12



CARE & MAINTENANCE

Maintain the EV series with the high frequency battery chargers of SPE which are specially designed for charging and maintaining industrial batteries. Available in 3 models.

Model	Specs	Description	Battery range (Ah)
CBHD1 2-6	12/24V 2.5/5A	high frequency battery charger	7-70
CBHF1-SM 4-12	12/24V 4/8/10/12A	high frequency battery charger	20-150
CBHF2 15-30	12/24/36/48V 15/20/25/30A	high frequency battery charger	75-400

