



# CBHF2

Main features:

Power from 180W up to 1050W

Current from 15A to 40A

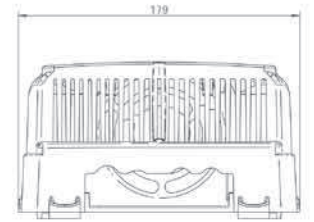
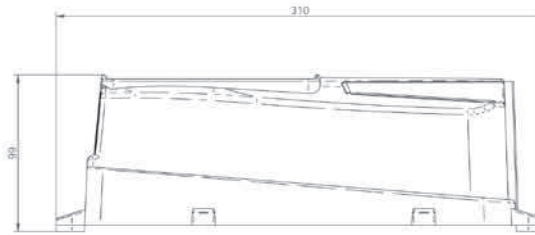
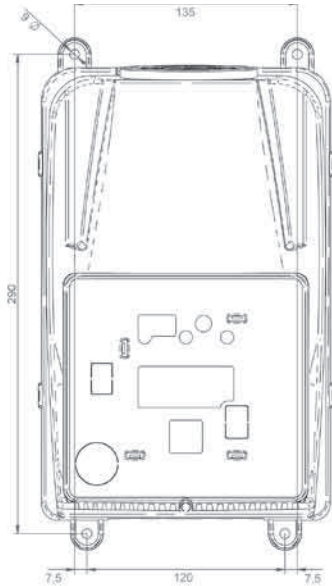
Active PFC

Charging cycles information through USB (optional)

Extra power version available (CBHF2-XP)

## APPLICATIONS





DIMENSIONS (LxWxH): 180x310x100 mm – 7.09x12.20x3.94 in

WEIGHT: 3,50 Kg - 7.72 lbs

PROTECTION GRADE IP30

INPUT VOLTAGE: Universal 100 ÷ 240 Vac – 50-60 Hz - 240 Vac only available

\* CBHF2-XP 36V/48V: 208 ÷ 240 Vac – 50-60 Hz

Battery Voltage	Battery Range (5h)		Battery Range (20h) 10-12 hours charging time	Charging Current	Model
	8-9 hours charging time	10-12 hours charging time			
12V	80 ÷ 110 Ah	100 ÷ 150 Ah	130 ÷ 185 Ah	15A	12-15
	95 ÷ 120 Ah	120 ÷ 195 Ah	150 ÷ 240 Ah	20A	12-20
	120 ÷ 160 Ah	180 ÷ 260 Ah	220 ÷ 315 Ah	25A	12-25
	145 ÷ 180 Ah	200 ÷ 280 Ah	245 ÷ 350 Ah	30A	12-30
	180 ÷ 220 Ah	250 ÷ 320 Ah	305 ÷ 390 Ah	35A	12-35 (XP)
	220 ÷ 260 Ah	295 ÷ 360 Ah	360 ÷ 440 Ah	40A	12-40 (XP)
24V	80 ÷ 110 Ah	100 ÷ 150 Ah	130 ÷ 185 Ah	15A	24-15
	95 ÷ 120 Ah	120 ÷ 195 Ah	150 ÷ 240 Ah	20A	24-20
	120 ÷ 160 Ah	180 ÷ 260 Ah	220 ÷ 315 Ah	25A	24-25
	145 ÷ 180 Ah	200 ÷ 280 Ah	245 ÷ 350 Ah	30A	24-30
	180 ÷ 220 Ah	250 ÷ 320 Ah	305 ÷ 390 Ah	35A	24-35 (XP)
	220 ÷ 260 Ah	295 ÷ 360 Ah	360 ÷ 440 Ah	40A	24-40 (XP)
36V	80 ÷ 110 Ah	100 ÷ 150 Ah	130 ÷ 185 Ah	15A	36-15
	95 ÷ 120 Ah	120 ÷ 195 Ah	150 ÷ 240 Ah	20A	36-20
	120 ÷ 160 Ah	180 ÷ 260 Ah	220 ÷ 315 Ah	25A	36-25
	145 ÷ 180 Ah	200 ÷ 280 Ah	245 ÷ 350 Ah	30A	36-30 (XP)
48V	80 ÷ 110 Ah	100 ÷ 150 Ah	130 ÷ 185 Ah	15A	48-15
	95 ÷ 120 Ah	120 ÷ 195 Ah	150 ÷ 240 Ah	20A	48-20
	105 ÷ 140 Ah	150 ÷ 220 Ah	165 ÷ 265 Ah	22A	48-22 (XP)

