



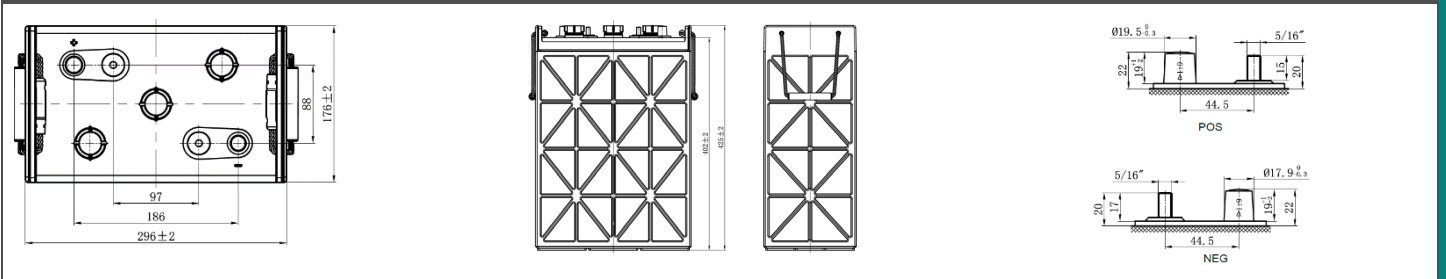
# DC LP L16 (6V 420Ah)

## Specifications

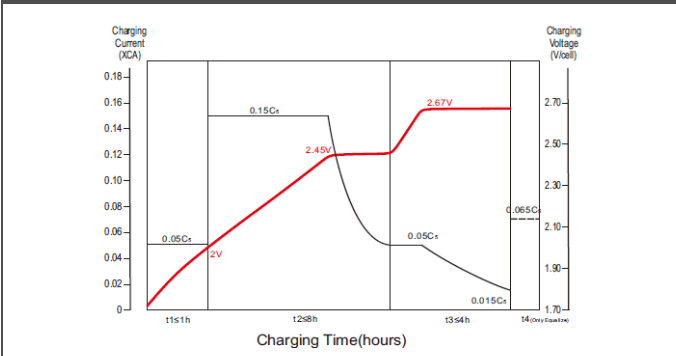
Voltage		6V
Nominal Capacity	20 Hr	420 Ah
	5 Hr	344 Ah
Reserve capacity	25 A	850 min
	75 A	220 min
Dimensions		Length 296 mm
		Width 176 mm
		Container Height 402 mm
		Total Height 425 mm
Approx Weight		52 Kg
Terminal		DUAL
Lay-out		2
Container Material		PP



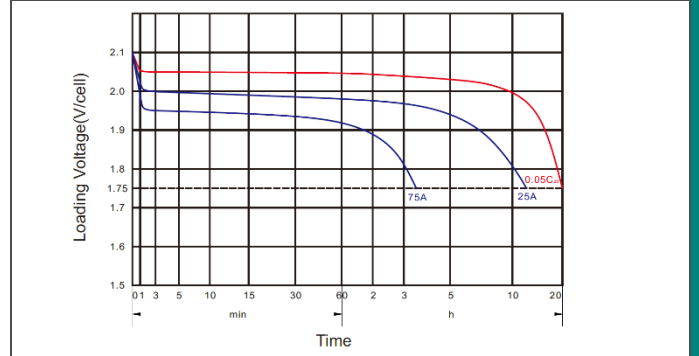
## Drawing



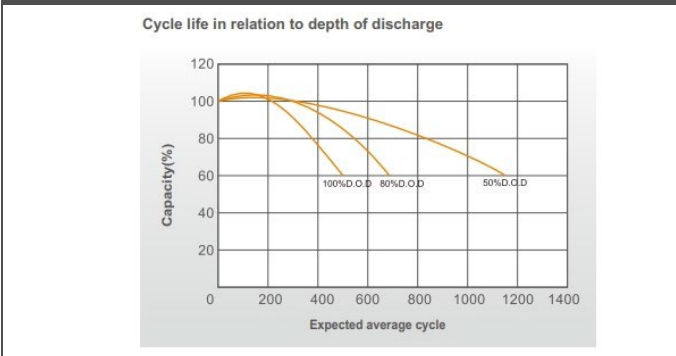
## Charging Characteristics



## Discharge Characteristics



## Cycle life



Designed in compliance with applicable BCI standard.  
Tested in compliance to BCI standard.