

EV12-12 (12V 12Ah)



Since 1993

Item Code: VRLA EV12012 T1
 EAN: 8717101003305

Specifications

Nominal Voltage	12		
Approx. Weight	4.20 Kg (9.25lbs)		
Container Material	ABS		
Rated Capacity (25 °C)	12.00 Ah	20hr, 0.60A, 1.75V/cell	
	11.60 Ah	10hr, 1.16A, 1.75V/cell	
	10.30 Ah	5hr, 2.06A, 1.75V/cell	
	9.36 Ah	3hr, 3.12A, 1.75V/cell	
	7.62 Ah	1hr, 7.62A, 1.75V/cell	
Max. Discharge Current	180A (5 sec)		
Internal Resistance	Approx. 13.0m Ω		
Cold Cranking Ampere (CCA)	120A		
Maximum Charging Current	3.6A		
Operating Temp. Range	Discharge:	-20 °C ~ 60 °C	-4 °F ~ 140 °F
	Charge:	0 °C ~ 50 °C	32 °F ~ 122 °F
	Storage:	-20 °C ~ 60 °C	-4 °F ~ 140 °F
Nominal operating temp. Range	25±5°C (77±9°F)		
Effect of Temp. to Capacity	40 °C	104 °C	103%
	25 °C	77 °C	100%
	0 °C	32 °C	86%
Cycle Use	14.6 V~14.8 V @ 25°C Temperature Compensation: -4mV/°C/Cell		
Standby Use	13.7 V~13.9 V @ 25°C Temperature Compensation: -3mV/°C/Cell		
Self-Discharge	Batteries may be stored for up to 6 months at 25°C (77°F) and then a freshening charge is required. For higher temperatures the time interval will be shorter.		



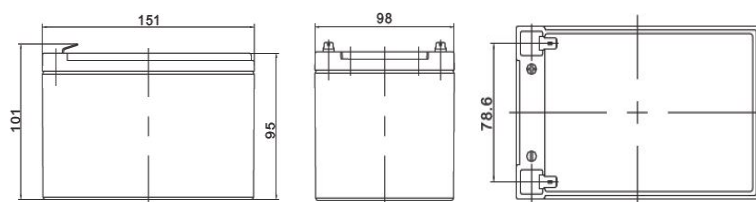
Certificates / Standards

- UL Certified MH28539
- CE Certified
- Manufactured in Certified production facilities ISO9001/ ISO14001/ OHSAS18001



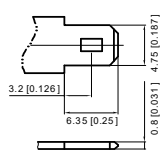
Dimensions

Layout



Length	151 mm
Width	98 mm
Container Height	95 mm
Total Height	101 mm

Terminal



Terminal	T1
Layout	3

EV12-12 (12V 12Ah)



Since 1993

Constant Current Discharge Characteristics: Amperes (25 ° C)

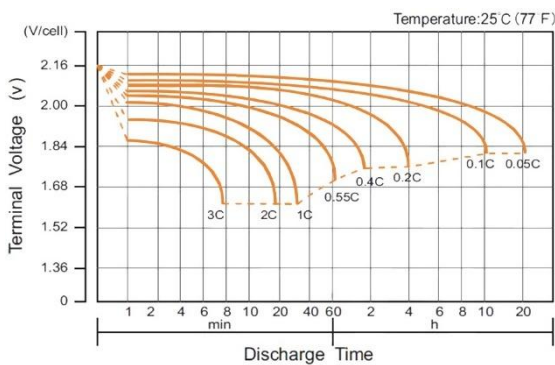
F.V / Time	10 min	15 min	30 min	1 hr	2 hr	3 hr	4 hr	5 hr	8 hr	10 hr	20 hr
1.85V	22.40	17.37	11.10	6.679	3.895	2.805	2.232	1.893	1.297	1.086	0.564
1.80V	25.89	19.77	12.14	7.233	4.183	2.991	2.364	1.993	1.358	1.132	0.586
1.75V	28.45	21.51	12.87	7.622	4.384	3.120	2.455	2.062	1.400	1.164	0.600
1.70V	30.37	22.80	13.40	7.904	4.530	3.212	2.521	2.111	1.431	1.187	0.611
1.65V	31.80	23.77	13.79	8.111	4.636	3.280	2.569	2.147	1.453	1.203	0.618
1.60V	32.89	24.50	14.08	8.267	4.716	3.331	2.605	2.174	1.469	1.215	0.624

Constant Power Discharge Characteristics: Watts/ cell (25 ° C)

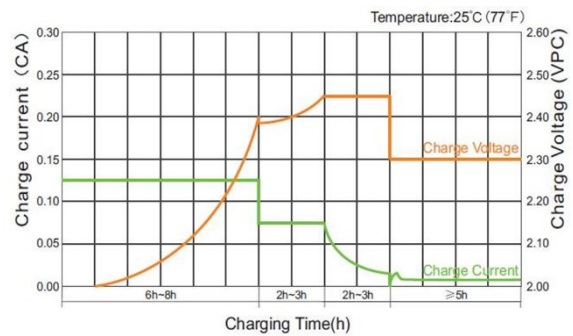
F.V / Time	10 min	15 min	30 min	1 hr	2 hr	3 hr	4 hr	5 hr	8 hr	10 hr	20 hr
1.85V	41.66	32.63	21.22	12.88	7.57	5.47	4.37	3.71	2.56	2.15	1.12
1.80V	47.32	36.62	22.96	13.85	8.09	5.81	4.61	3.90	2.68	2.24	1.16
1.75V	51.11	39.29	24.10	14.52	8.43	6.04	4.77	4.02	2.75	2.30	1.19
1.70V	53.58	41.06	24.84	14.99	8.67	6.19	4.88	4.10	2.81	2.34	1.21
1.65V	55.48	42.42	25.42	15.33	8.85	6.30	4.96	4.16	2.85	2.37	1.22
1.60V	55.91	42.83	25.58	15.46	8.94	6.36	5.00	4.19	2.87	2.39	1.23

(Note) The above characteristics data are average values obtained within three charge/discharge cycle not the minimum values. The battery must be fully charged before the capacity test. The C20 should reach 95% after the first cycle and 100% after the third cycle.

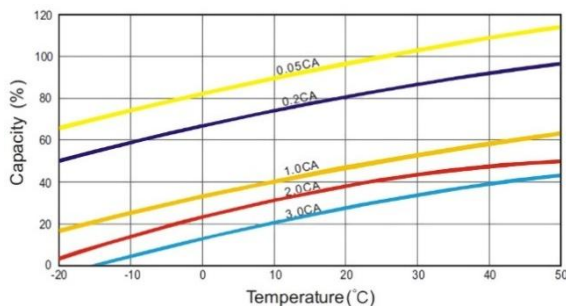
Discharge Characteristic



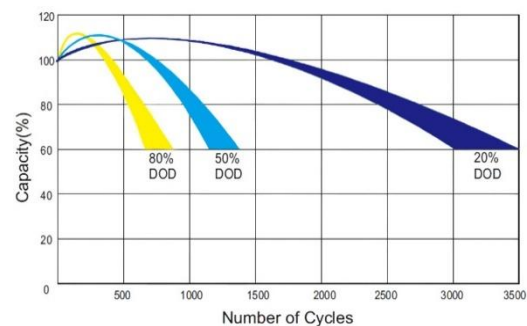
Charging Characteristics (Cycle Use)



Effects of Temperature on Capacity



Cycle-life in Relation to Depth of Discharge



(Note) All above information shall be changed without prior notice, Landport Batteries reserves the right to explain and update the latest information.