



LPCG12-100 (12V 100Ah)

Specifications	
Rated Voltage	12V
Nominal Capacity	100Ah (C ₂₀ 1.80V/cell)
Dimensions	Length 330 mm
	Width 173 mm
	Container Height 212 mm
	Total Height 218 mm
Approx. Weight	32.0 Kg (70.5lbs)
Terminal	T11
Layout	1
Container material	ABS
Rated Capacity (25°C)	100.0Ah (20hr,5.00A,1.80V/cell)
	88.8Ah (10hr,8.88A,1.80V/cell)
	80.0Ah (5hr,16.0A,1.75V/cell)
	72.0Ah (3hr,24.0A,1.75V/cell)
	56.3Ah (1hr,56.3A,1.67V/cell)
Max. Discharge Current	888A (5s)
Internal Resistance (25°C)	Approx 6.40mΩ
	Discharge: -20°C ~55°C (-4~131°F)
Operating Temp. Range	Charge: 0°C ~40°C (32~104°F)
	Storage: -20°C ~50°C (-4~122°F)
Nominal Operating Temp. Range	25±3°C (77±5 °F)
Cycle Use	Initial Charging Current less than 22.0A. Voltage 14.4V~14.7V at 25 °C(77 °F)Temp. Coefficient -30mV/ C
	Initial Charging Current less than 22.0A. Voltage 13.5V~13.8V at 25 °C(77 °F)Temp. Coefficient -20mV/ C
Standby Use	40°C (104°F) 103%
	25°C (77°F) 100%
	0°C (32°F) 86%
Effect Of Temp. To Capacity	LPCG series batteries may be stored for up to 9 months at 25 °C (77 °F) and then a freshening charge is required. For higher temperatures the time interval will be shorter.
Self Discharge	



Description and Features

The LPCG Series gel batteries are specially designed for deep cyclic use. These gel batteries are completely sealed and therefore 100% maintenance free and leak-proof. The powerful and stable gel batteries offer a long service life and are suitable for deep cycle applications. Available in a range of 12V batteries from 30Ah to 200Ah.

- Features**
- Gel technology
 - More resistant to deep discharge and higher temperatures
 - Long service life – 50% more cycles than VRLA AGM
 - Suitable for extreme (deep) cycle applications

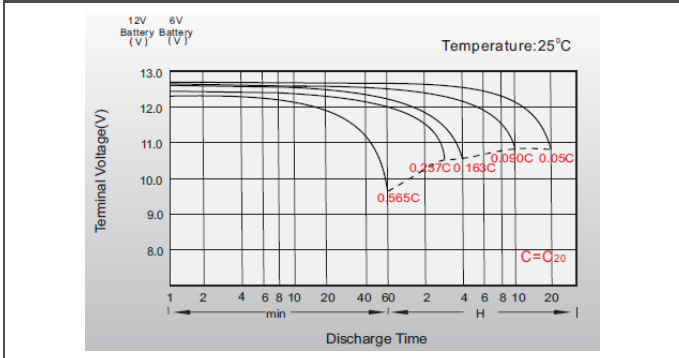
Layout	Terminal	UL certification

Constant Current Discharge (Amperes) At 25°C (77°F)									
F.V/Time	1 Hr	2 Hr	3 Hr	4 Hr	5 Hr	6 Hr	8 Hr	10 Hr	20 Hr
1.85V/cell	43.1	26.5	21.0	17.0	14.8	12.9	10.4	8.62	4.66
1.80V/cell	47.7	29.3	23.1	18.4	15.6	13.7	10.9	8.88	5.00
1.75V/cell	53.6	31.4	24.0	19.1	16.0	14.1	11.0	9.06	5.06
1.67V/cell	56.3	32.6	24.8	19.4	16.5	14.4	11.2	9.15	5.12
1.60V/cell	58.1	33.3	25.1	19.8	16.8	14.6	11.3	9.24	5.20

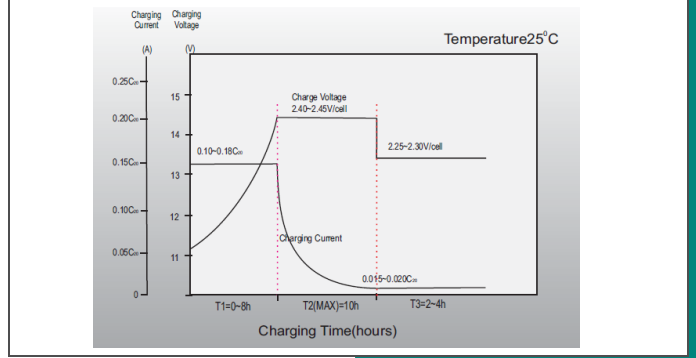
Constant Power Discharge (Watts/Cell) At 25°C (77°F)									
F.V/Time	1 Hr	2 Hr	3 Hr	4 Hr	5 Hr	6 Hr	8 Hr	10 Hr	20 Hr
1.85V/cell	83.8	51.9	41.2	33.5	29.0	25.4	11.8	17.1	9.25
1.80V/cell	92.2	56.9	45.0	36.2	30.4	26.8	12.0	17.4	9.85
1.75V/cell	102.6	60.8	46.7	37.2	31.3	27.6	12.2	17.9	9.95
1.67V/cell	106.6	62.6	47.8	37.6	32.0	27.9	12.4	18.0	10.2
1.60V/cell	109.0	63.4	48.1	38.1	32.5	28.3	12.6	18.1	10.3



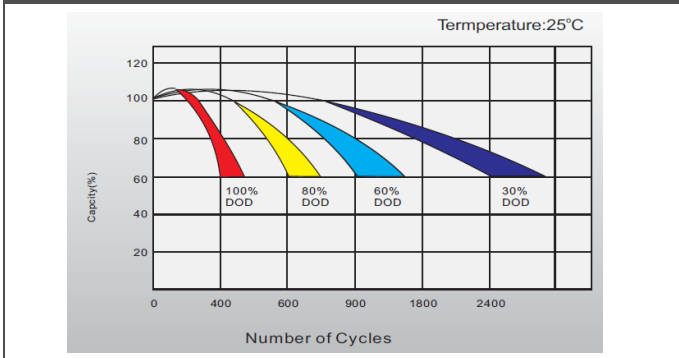
Discharge Characteristics



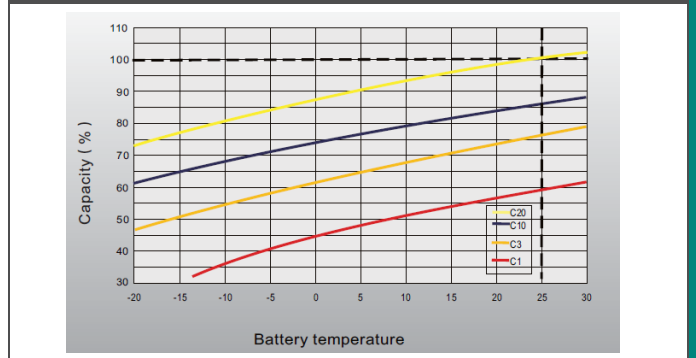
Charging Characteristics



Cycle Life In Relation To Depth Of Discharge



Temperature Effects In Relation To Battery Capacity



Applications

- Electrically powered wheelchair
- Vehicle in place of walking
- Lawn-mower
- Golf trolleys and golf cart
- Railway and marine systems

General Features

- Special plate design, long cycle life
- ≥600 Cycles @ 80%DOD
- Operation temperature - 20~55°C
- ≤2% Self discharge per month
- Good deep discharge resilience performance

Standards

- IEC 60896 Certified
- Classified as "Long Life" according to Eurobat
- UL Certified
- IATF16949, ISO 9001, ISO 14001 and OHSAS 18001 certified production facilities

(Note) All above information shall be changed without prior notice, Landport Batteries reserves the right to explain and update the latest information.