



# LPCG12-60S (12V 60Ah)

Specifications	
Rated Voltage	12V
Nominal Capacity	60Ah (C <sub>20</sub> 1.80V/cell)
Dimensions	Length 260 mm
	Width 168 mm
	Container Height 173 mm
	Total Height 179 mm
Approx. Weight	20.2 Kg (44.5lbs)
Terminal	T6
Layout	0
Container material	ABS
Rated Capacity (25°C)	60.0Ah (20hr,3.00A,1.80V/cell)
	50.0Ah (10hr,5.00A,1.80V/cell)
	47.5Ah (5hr,9.50A,1.75V/cell)
	44.1Ah (3hr,14.7A,1.75V/cell)
	34.4Ah (1hr,34.4A,1.67V/cell)
Max. Discharge Current	500A (5s)
Internal Resistance (25°C)	Approx 8.5mΩ
	Discharge: -20°C ~55°C (-4~131°F)
Operating Temp. Range	Charge: 0°C ~40°C (32~104°F)
	Storage: -20°C ~50°C (-4~122°F)
Nominal Operating Temp. Range	25±3°C (77±5 °F)
Cycle Use	Initial Charging Current less than 12.5A. Voltage 14.4V~14.7V at 25 °C(77 °F)Temp. Coefficient -30mV/ C
	Initial Charging Current less than 12.5A. Voltage 13.5V~13.8V at 25 °C(77 °F)Temp. Coefficient -20mV/ C
Standby Use	40°C (104°F) 103%
	25°C (77°F) 100%
Effect Of Temp. To Capacity	0°C (32°F) 86%
	LPCG series batteries may be stored for up to 9 months at 25 °C (77 °F) and then a freshening charge is required. For higher temperatures the time interval will be shorter.
Self Discharge	



### Description and Features

The LPCG Series gel batteries are specially designed for deep cyclic use. These gel batteries are completely sealed and therefore 100% maintenance free and leak-proof. The powerful and stable gel batteries offer a long service life and are suitable for deep cycle applications. Available in a range of 12V batteries from 30Ah to 200Ah.

### Features

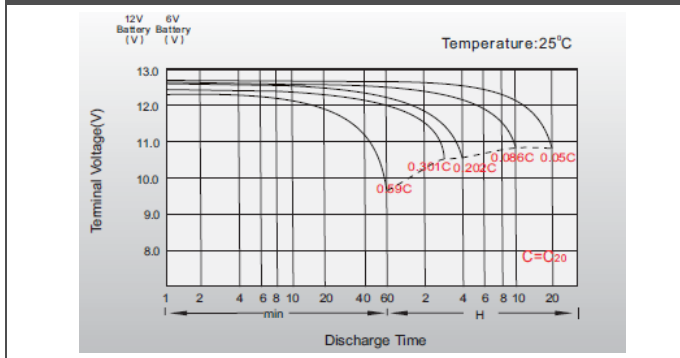
- Gel technology
- More resistant to deep discharge and higher temperatures
- Long service life – 50% more cycles than VRLA AGM
- Suitable for extreme (deep) cycle applications

Layout	Terminal	UL certification

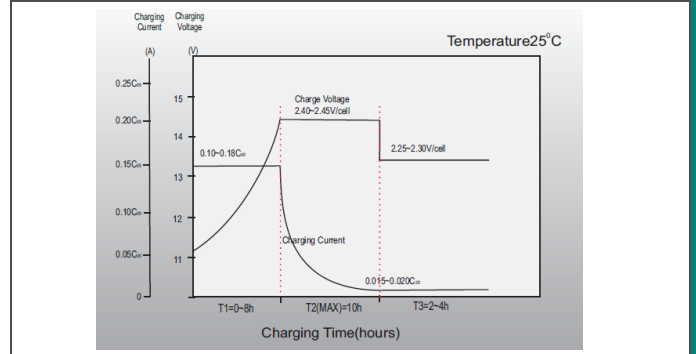
Constant Current Discharge (Amperes) At 25°C (77°F)										
F.V/Time	1 Hr	2 Hr	3 Hr	4 Hr	5 Hr	6 Hr	8 Hr	10 Hr	20 Hr	
1.85V/cell	26.4	16.2	12.9	10.4	8.75	7.46	5.84	4.90	2.79	
1.80V/cell	29.2	17.9	14.1	11.3	9.21	7.89	6.08	5.00	3.00	
1.75V/cell	32.7	19.2	14.7	11.7	9.50	8.14	6.18	5.15	3.03	
1.67V/cell	34.4	19.9	15.1	11.9	9.75	8.27	6.29	5.20	3.05	
1.60V/cell	35.5	20.3	15.3	12.1	9.95	8.41	6.35	5.25	3.08	

Constant Power Discharge (Watts/Cell) At 25°C (77°F)										
F.V/Time	1 Hr	2 Hr	3 Hr	4 Hr	5 Hr	6 Hr	8 Hr	10 Hr	20 Hr	
1.85V/cell	51.2	31.7	25.2	20.5	17.2	14.7	11.6	9.73	5.36	
1.80V/cell	56.3	34.7	27.5	22.1	18.0	15.5	12.0	9.91	5.76	
1.75V/cell	62.7	37.0	28.6	22.7	18.5	16.0	12.2	10.2	5.82	
1.67V/cell	65.2	38.2	29.2	23.0	19.0	16.2	12.3	10.3	5.88	
1.60V/cell	66.6	38.7	29.4	23.3	19.3	16.3	12.4	10.3	5.95	

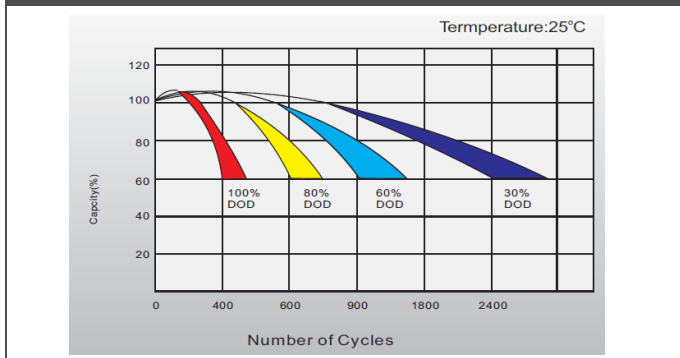
### Discharge Characteristics



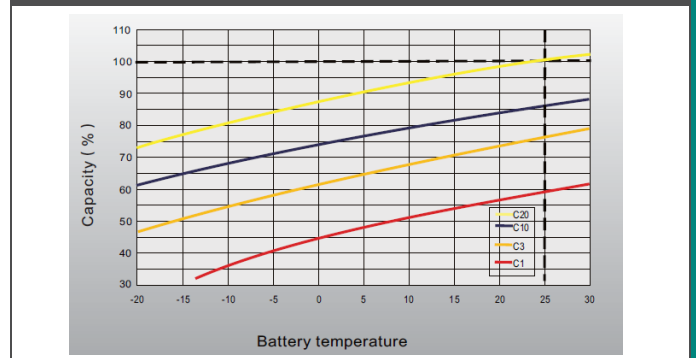
### Charging Characteristics



### Cycle Life In Relation To Depth Of Discharge



### Temperature Effects In Relation To Battery Capacity



### Applications

- Electrically powered wheelchair
- Vehicle in place of walking
- Lawn-mower
- Golf trolleys and golf cart
- Railway and marine systems

### General Features

- Special plate design, long cycle life
- ≥600 Cycles @ 80%DOD
- Operation temperature - 20~55°C
- ≤2% Self discharge per month
- Good deep discharge resilience performance

### Standards

- IEC 60896 Certified
- Classified as "Long Life" according to Eurobat
- UL Certified
- IATF16949, ISO 9001, ISO 14001 and OHSAS 18001 certified production facilities

(Note) All above information shall be changed without prior notice, Landport Batteries reserves the right to explain and update the latest information.